



## AN2640CA-A Module Datasheet V1.0

GPlus IoT Technology Inc.


No.12-2, Zhouzi St., Neihu Dist., Taipei City 114, Taiwan (R.O.C.)

## CONTENTS

Description .....	1
Features .....	1
Mechanical Drawing .....	1
Terminal Description.....	2
Specifications .....	3
Recommended PCB Layout for Package .....	3
Soldering Recommendations.....	4
Contact details .....	5

## Description

AN2640CA-A Module is designed based on CC2640F128 Bluetooth Smart (BLE4.1) System-on-Chip, fully supports the single mode Bluetooth Low Energy operation. The module provides the ability to either put your entire application into the integrated ARM Cortex M3 microcontroller, or use the module in Network Processor mode in conjunction with the microcontroller of your choice.

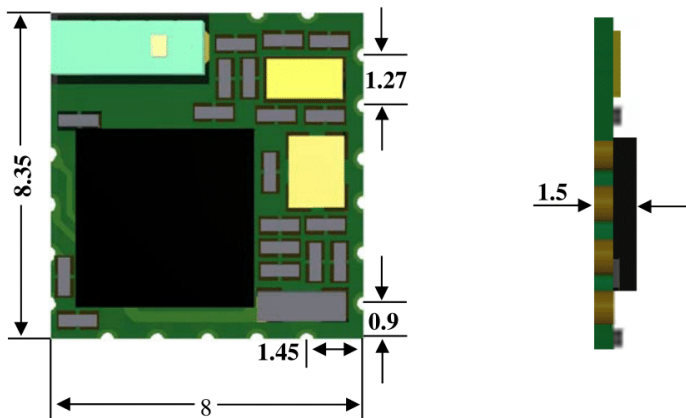


## Features

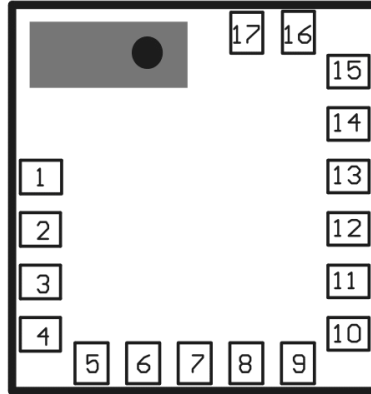
1. Bluetooth4.1, Single mode compliant-Supports master and slave modes
2. Build in CC2640F128 Bluetooth Smart System-On-Chip
3. RF Performance
  - TX Power: +2dBm
  - RX Sensitivity: -94dBm
4. Ultra low current consumption
  - Transmit current(0dBm): 6.1mA
  - Receiving current: 5.9mA
5. Size: 8mm×8.35mm×1.5mm

## Mechanical Drawing

Unit: mm



## Terminal Description



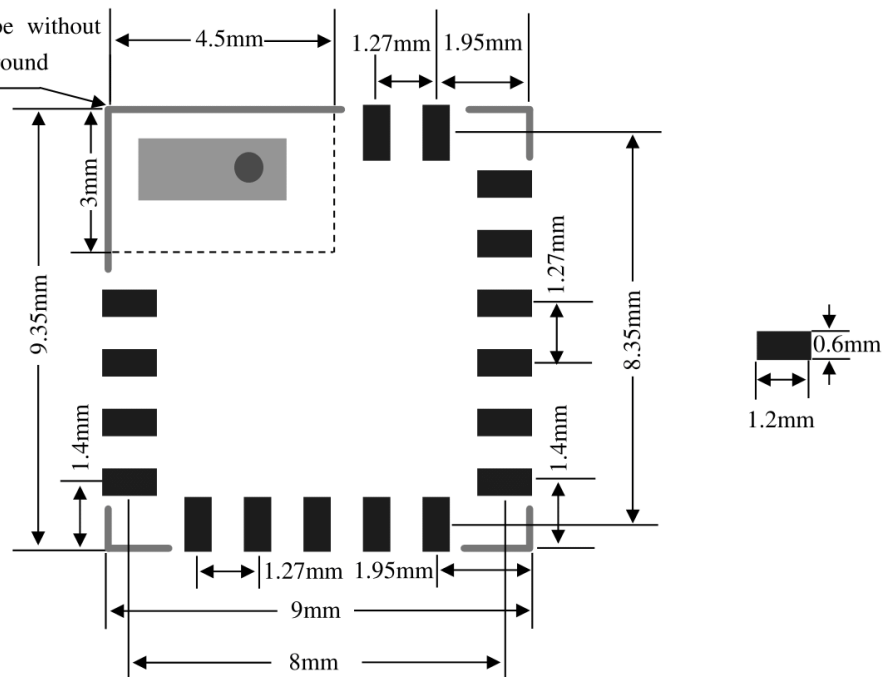
Pad Number	Name	Description	Pin Type
1	JTM	JTAG TMS	Digital I/O
2	JTC	JTAG TCK	Digital I/O
3	VDDS	1.8V to 3.8V Power Supply	Power
4	GND	Ground	Ground
5	DIO3	GPIO, High drive capability, JTAG_TDO	Digital I/O
6	DIO4	GPIO, High drive capability, JTAG_TDI	Digital I/O
7	DIO5	GPIO, Sensor Controller, Analog	Digital/Analog I/O
8	DIO6	GPIO, Sensor Controller, Analog	Digital/Analog I/O
9	DIO7	GPIO, Sensor Controller, Analog	Digital/Analog I/O
10	RSET	Reset, active-low. No internal pullup	Digital I/O
11	DIO8	GPIO, Sensor Controller, Analog	Digital/Analog I/O
12	DIO9	GPIO, Sensor Controller, Analog	Digital/Analog I/O
13	DIO2	GPIO, Sensor Controller, High drive capability	Digital I/O
14	DIO1	GPIO, Sensor Controller, High drive capability	Digital I/O
15	DIO0	GPIO, Sensor Controller, High drive capability	Digital I/O
16	GND	Ground	Ground
17	GND	Ground	Ground

## Specifications

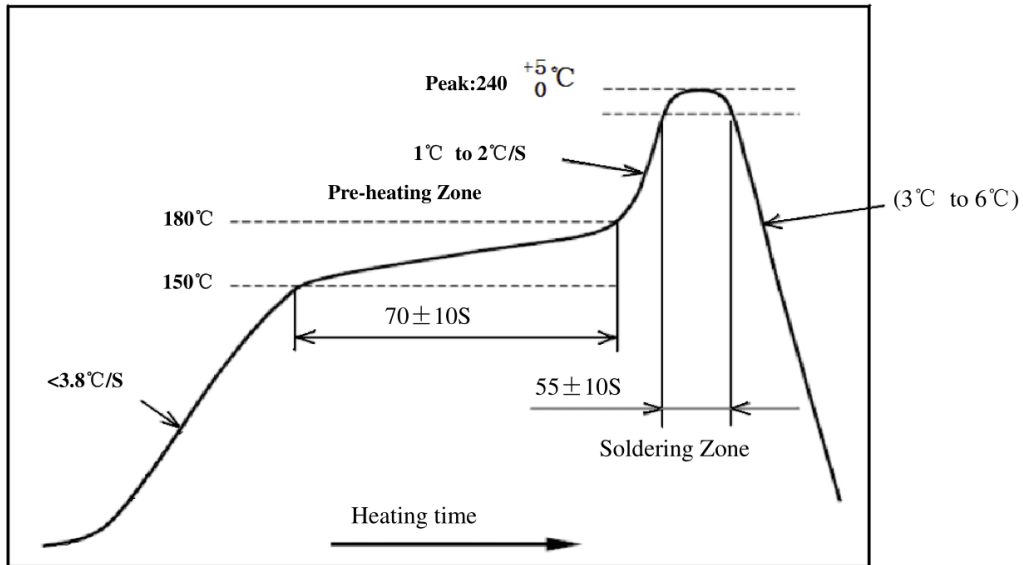
Parameter		Min	Max	Unit	
Operating Voltage		1.8	3.8	V	
Operating Temperature		-40	85	°C	
Current Consumption	BLE Advertising (Interval 100mS)	0.23	-	mA	
	BLE Connection	Interval 30mS	0.35	-	mA
		Interval 50mS	0.22	-	mA
		Interval 100mS	0.12	-	mA
		Interval 500mS	0.02	-	mA
Sleep mode		-	1	µA	
TX Power		-21	2	dBm	
RX Sensitivity		-87	-94	dBm	
Storage Temperature		-40	150	°C	

## Recommended PCB Layout for Package

Make sure the area under antenna shall be without any wiring or ground



## Soldering Recommendations



## Contact details

For more information, please send email to us. Email:

[jp.chen@gplusiot.net](mailto:jp.chen@gplusiot.net)

[jerry.liu@gplusiot.net](mailto:jerry.liu@gplusiot.net)